

RECOMMENDED P.C.B LAYOUT




INSPECTION DIMENSION:(A)~(M)

SPECIFICATIONS

1. D-SUB
  - 1.1 Voltage: 250 VAC(RMS) Max.
  - 1.2 Current Rating: 3 Ampere per Contact
  - 1.3 Contact Resistance: 25 Milliohms Max.
  - 1.4 Insulation Resistance: 5000 Megohms Min.
  - 1.5 Dielectric Withstanding Voltage: 1000 VAC(RMS)
  - 1.6 Total Mating Force: 4.0 Kgf Max.
  - 1.7 Total Unmating Force: 1.0 Kgf Min.
  - 1.8 Operating Temperature: -55°C to +85°C

NOTES

1. MATERIAL:
  - Housing(UPPER)-PBT, UL 94V-0 Black,
  - Housing(LOWER)-PBT, UL 94V-0 Black,
  - Connecting seat-PBT, UL 94V-0 Black,
  - Terminal:Copper Alloy.
  - Shell:SPCC.
  - Boardlock:Copper Alloy.
  - Bracket:Zinc Alloy
  - Screw:Steel.
2. FINISH:
  - Terminal:Gold Plated over Nickel at Contact Area.
  - Tin Plated over Nickel at Solder Area.
  - Shell:Nickel Plated.
  - Boardlock:Tin Plated.
  - Bracket:Nickel Plated.
  - Screw:Nickel Plated.
4. This Product is LEAD-FREE & RoHS Compliance Product.

 <b>深圳市华宇创精密电子有限公司</b>			
<b>TOLERANCE:</b> X.X ±0.30 X.XX ±0.25 X.XXX ±0.15 X.' ±2' X.X' ±0.5'	<b>DRAWN BY :</b> 陈一鸣	<b>DATE :</b> 2014-02-23	<b>PART NAME:</b> DR9母 对 DR9公 间距19.05
	<b>CHECKED BY:</b> 马跃	<b>DATE :</b> 2014-02-23	<b>PART NO.</b> HVC252-VGA18C-195
  <b>UNIT: mm [inch]</b> <b>SCALE:1:1 SIZE: A4</b>	<b>APPROVED BY:</b> 邱敏	<b>DATE :</b> 2014-02-23	<b>DRAW NO:</b> HVC-2605120955
			<b>SHEET NO.</b> 1 OF 1